



CC-I80/I90/I140/I150

Cut Sheet

Providing
naturally pure,
healthier water.

© 2019 Creative Water Solutions



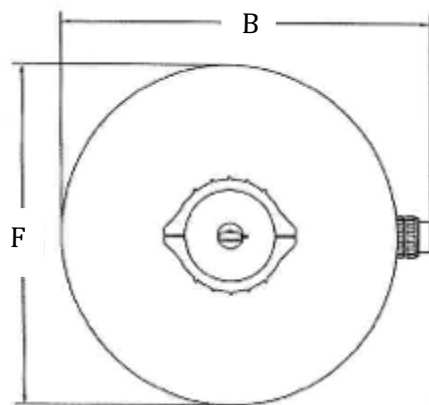
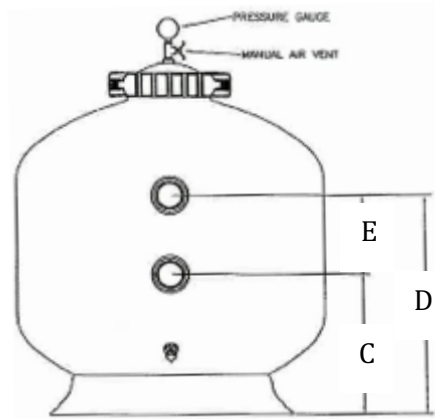
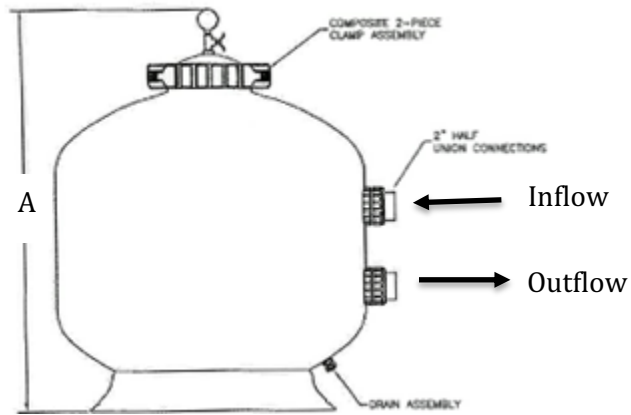
Creative Water Solutions' contact chambers are specially designed to house ProMoss™

- 2" and 50 mm PVC Connections available
- In line flow meter (0-20 gpm) and 2 shut off valves (for inflow and outflow) required and are NOT included
- Automatic air relief may be preferred by operators, not included
- Hard piping required for installation
- Drain port ¾" diameter
- **Flow rate:** 15 gpm, ideal
- **Max operating pressure:** 50psi or 75 psi (see operating limitations placed on contact chamber)
- **Max operating temperature:** 120°F

Dimensions (inches)				
	CC-I80	CC-I90	CC-I140	CC-I150
A	32.70	37.59	40.06	45.50
B	21.72	27.72	34.22	39.59
C	9.25	11.63	14.09	15.62
C	17.25	19.63	22.09	23.62
E	8.00	8.00	8.00	8.00
F	18.64	24.64	31.14	36.50
ProMoss™ 3 Capacity				
# bags	3	6	12	16



Providing
naturally pure,
healthier water.



Providing naturally pure, healthier water.



Creative Water Solutions

Contact Information

Creative Water Solutions

13809 Industrial Park Blvd.

Plymouth, MN 55441

Phone (763) 398-0141

Fax (763) 551-2572

info@cwsnaturally.com

www.cwsnaturally.com



Providing
naturally pure,
healthier water.

© 2019 Creative Water Solutions